

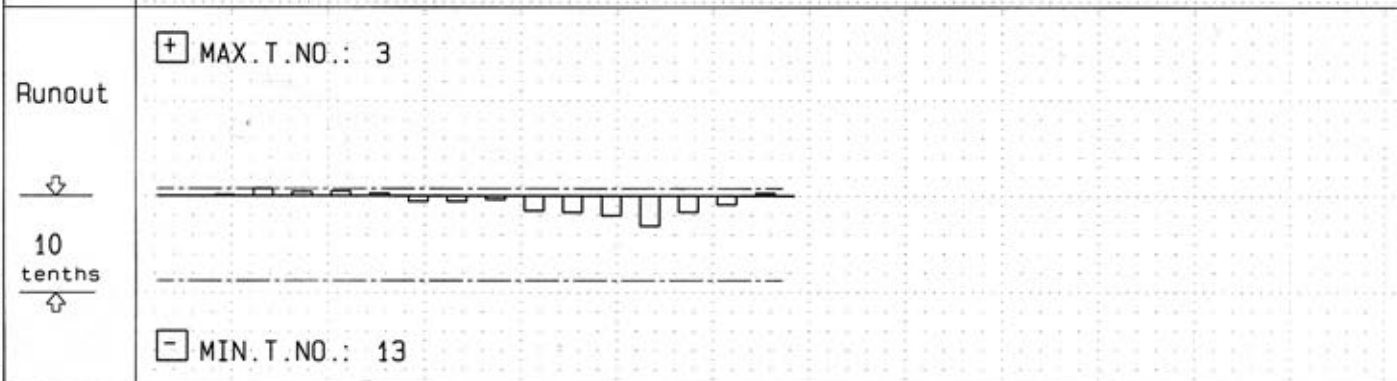
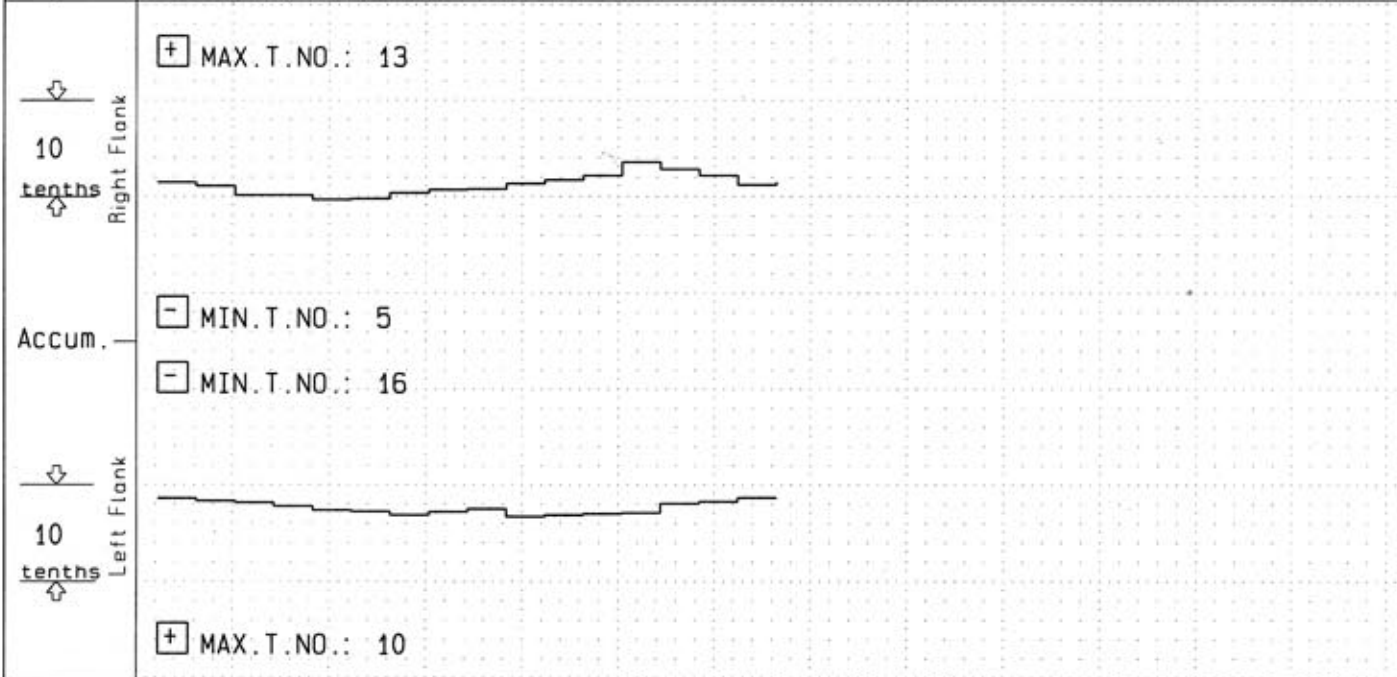
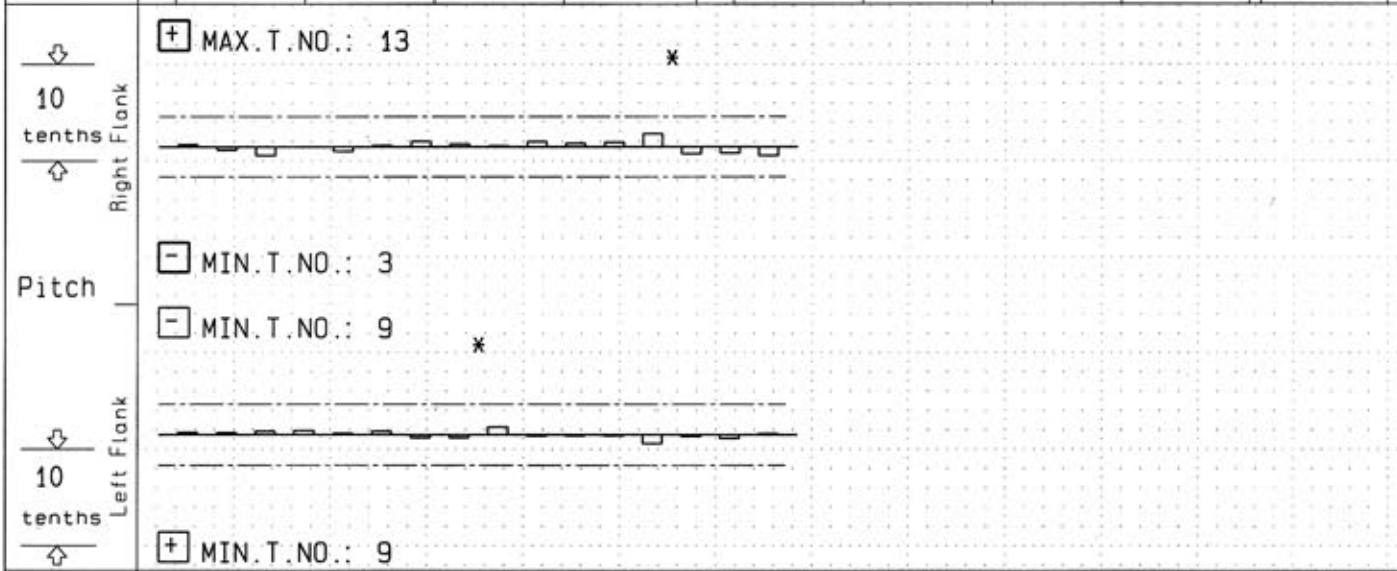
RAYCAR GEAR

PITCH + RUNOUT TEST

Part No.: [REDACTED] REM: [REDACTED] Date: 04.28.2009/09:42 AGMA

t= 16 DP= 12.000 H.= 17'56'18" L P.= 1.401 Insp.: CRL SER: 1

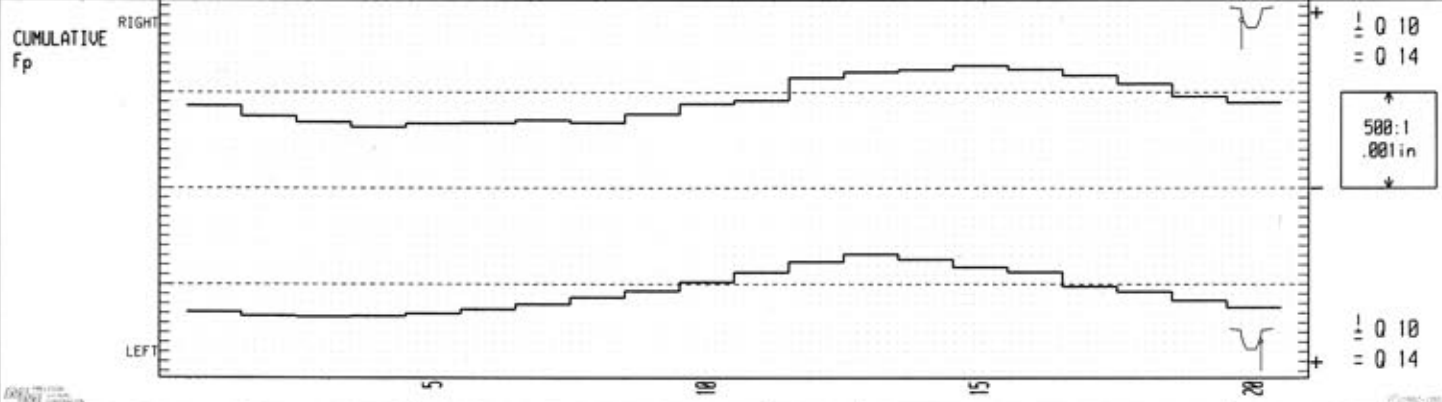
Reqd. Qual. Limit Value Act. Value Act. Qual.	Left Flank	Pitch	TtT.*	Accum.	Span.	Right Flank	Pitch	TtT.*	Accum.	Span.	Runout
			10 3.2 .9 13		1.1		1.9	1.1		10 3.2 1.4 12	2.1



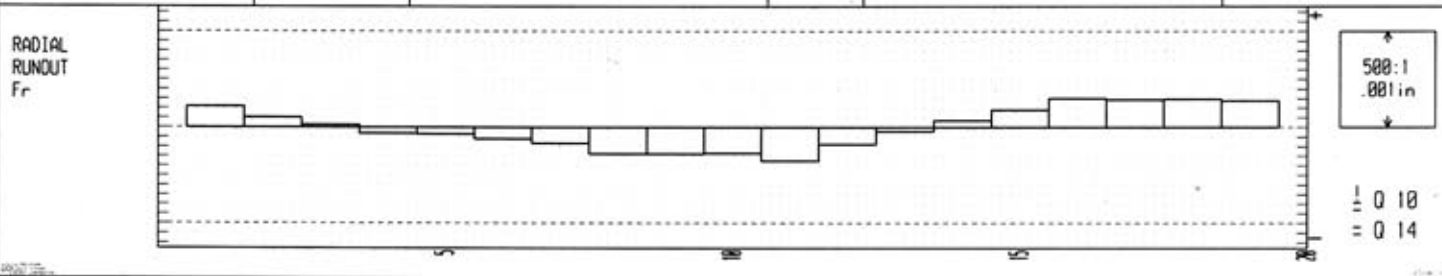
Raycar G & M

GEAR 11.2.18 07/25/07

PART NUMBER:	[REDACTED]	OPERATOR:	CRL z: 19 Db: 5.991in
PART NAME:	GEAR	DATE:	23 Apr 2009 DPn: 2.9882 Do: 7.381in
REVISION:	1	TIME:	18:36 an: 20°00'00" X: 0
SERIAL #:	1	MODEL:	Sigma7 8: -4°00'00" L b: 4.851in
TIP DIAMETER:	(907.1) .05911in	MODEL ID:	SN6649 8b: 3°45'30"



	LEFT	fp	fu	Fp	RIGHT	fp	fu	Fp
AGMA 2000-AB VAL e		Q10 5.7 1.5 16-17	Q10 0.0 1.4 12-14	Q10 27.0 6.5		Q10 5.7 2.4 11-12	Q10 0.0 2.0 10-12	Q10 27.0 6.4

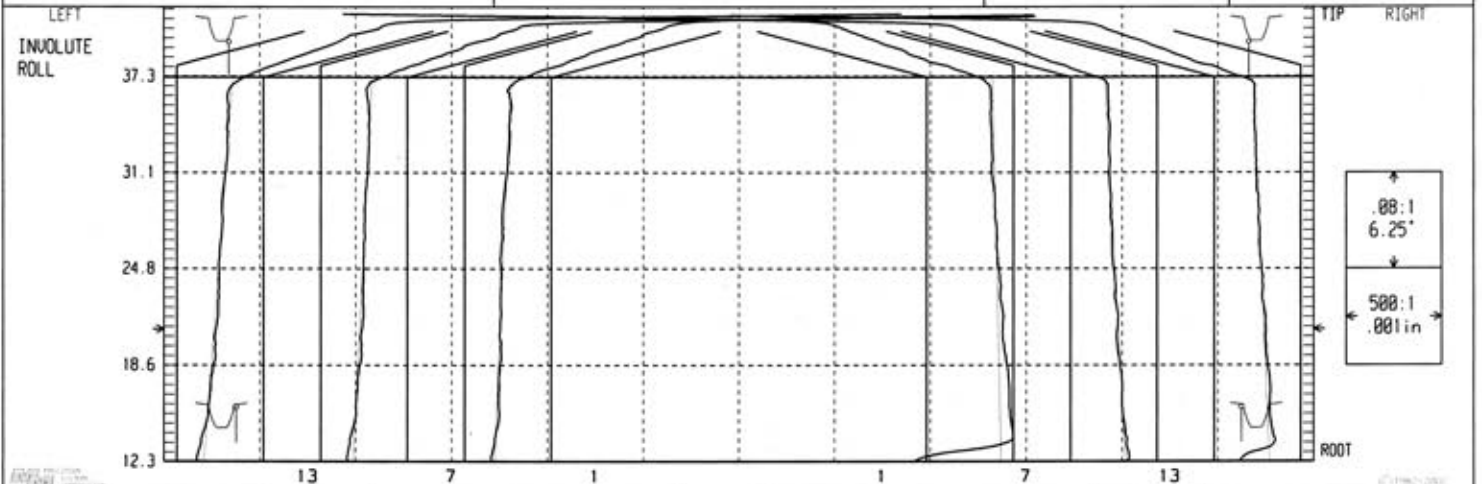


	Fr	Rs	ms (in)	Md (in)
AGMA 2000-AB VAL e	Q10 27.0 6.5	Q10 0.0 4.1	Q10 0.0 .64055	Q10 0.0 7.38199 .57600

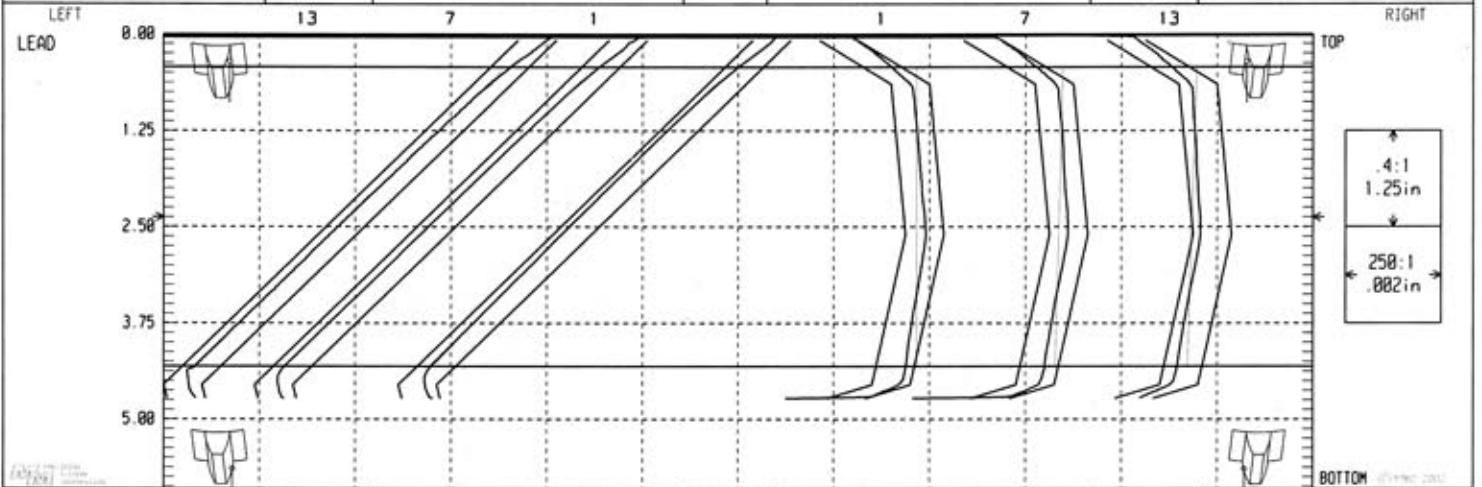
Raycar G & M

GEAR 11.2.18 07/25/07

PART NUMBER:	[REDACTED]	OPERATOR:	CRL	z:	19	Db:	5.991in
PART NAME:	GEAR	DATE:	24 Apr 2009	DPn:	2.9882	Do:	7.381in
REVISION:	1	TIME:	12: 51	an:	20°00'00"	X:	0
SERIAL #:	1	MODEL:	Sigma7	B:	-4°00'00" L	b:	4.851in
TIP DIAMETER:	(907.1) .05911in	MODEL ID:	SN6649	Bb:	3°45'30"		



TOL	m	13	7	1		1	7	13	m	TOL
OB	-1.2	4.0	4.9	3.6	3.5	Fα	10.2	3.3	3.7	5.7
		1.8	1.9	1.6	1.8	ffα	10.3	1.1	3.8	5.1
		-2.2	-3.0	-2.0	-1.7	fHα	-9	-2.2	-1.7	-1.6
					-2.2	fHm	-1.6			
					1.3	Vaf	1.2			



TOL	m	13	7	1		1	7	13	m	TOL
	65.2	65.8	65.7	64.2	Fβ	7.2	6.5	6.0	6.6	
	1.4	1.5	1.1	1.5	ffβ	7.2	7.4	7.1	7.2	
	64.5	65.1	65.0	63.4	fHβ	-0.0	-1.6	-1.9	-1.2	
					OB					
				64.5	fHm	-1.2				
				1.7	Vβf	1.9				